

Specifications:

Description: Our Twist-In Power System (TIPS) provides flexibility when meeting your lighting luminaire needs. Our unique “twist-in” jumpers (TIJ) can be located anywhere along our “twist in” power grid (TIPG) that can be mounted vertically or horizontally. Simply twist-in to connect, to pull the cable up from the power grid and twist-out to change locations. Your lighting luminaire location changes are easy with TIPS!

LEDingEDGE luminaires, drivers, junction boxes, Twist-in power grids and jumpers are all sold separately to give you the flexibility to meet your specific needs.

Steps to Installing TIPS:

1. Install Twist-In Power Grid connected to a class 2 driver, onto back panels of store fixture.
2. Install *LEDingEDGE* luminaires onto the bottom of the shelf with brackets.
3. Install Twist-In Jumpers to Twist-In Power Grid, then plug the Jumper into the *LEDingEDGE* luminaire.

Twist-In Power System Features:

Current Capacity: Up to 5 amps

LED Driver Input: 100VAC to 277VAC. Use only UL Listed Class 2 driver.

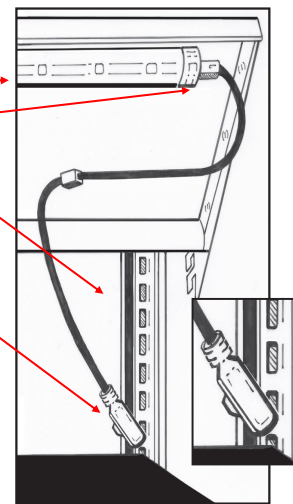

LED Driver Output: 12 or 24VDC

Warranty: 5 year limited warranty from manufacturing defects

Certifications: *LEDingEDGE* Lighting’s Quality Management System is ISO 9001:2015 certified.

Safety Certifications: Luminaires UL/cUL Listed & NSF approved; drivers are UL Listed.

Certifications: *LEDingEDGE* Lighting’s Quality Management System is ISO 9001:2015 certified.



Options:

Volts: 12 or 24 VDC

Twist-In Power Grid Lengths: 48” or 72”

Twist-In Power Grid Colors: Black or White

Twist-In power Grid Mounting Options: screws, tape, magnetic strip

Twist-In Jumper Lengths: 18”, 24”, 30”

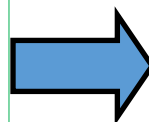
Twist-In Jumper Colors: Black or White

Junction Boxes: 12v, 25w; 12v; 60w; 24v, 25w; 24v, 40w; 24v, 100w

Luminaires: See *LEDingEdge* luminaire Spec sheets for options available.

Luminaire Brackets: See *LEDingEdge* luminaire bracket Spec sheet for options available.

Drivers: See *LEDingEdge* driver SPEC sheets for options available.



See next page for our Twist-In Power Grid, Jumper, Driver and Junction Box Part Numbers and Prices



TIPs Jumpers Part Numbers:

| Description | Part Number |
|--|---------------|
| 18", Twist-In Jumper, Black, Striped End | TIJ-18-B-SE-M |
| 18", Twist-In Jumper, Black, Straight Connector | TIJ-18-B-ST-M |
| 18", Twist-In Jumper, White, Striped End | TIJ-18-W-SE-M |
| 18", Twist-In Jumper, White, Straight Connector | TIJ-18-W-ST-M |
| 24", Twist-In Jumper, Black, Striped End | TIJ-24-B-SE-M |
| 24", Twist-In Jumper, Black, Straight Connector | TIJ-24-B-ST-M |
| 24", Twist-In, Jumper, White, Striped End | TIJ-24-W-SE-M |
| 24", Twist-In, Jumper, White, Straight Connector | TIJ-24-W-ST-M |
| 30", Twist-In Jumper, Black, Striped End | TIJ-30=B-SE-M |
| 30", Twist-In Jumper, Black, Straight Connector | TIJ-30-B-ST-M |
| 30", Twist-In, Jumper, White, Striped End | TIJ-30-W-SE-M |
| 30", Twist-In Jumper, White, Straight Connector | TIJ-30-W-ST-M |

TIPs Power Grid Part Numbers:

| Description | Part Number |
|--------------------------|-------------|
| 4 Foot Power Grid, Black | TIPG-4-B |
| 4 Foot Power Grid, White | TIPG-4-W |
| 6 Foot Power Grid, Black | TIPG-6-B |
| 6 Foot Power Grid, White | TIPG-6-W |

12V Class 2 Driver Part Numbers:

| Description | Part Number |
|---|---------------|
| 12V 6w Driver, 6' cable with 2+/2- Terminal Block | SLT6-700ILA |
| 12V 36w Driver, 6' cable with 2+/2- Terminal lock | SLD36-12V-A |
| 12V 60w Driver, 6' cable with 2+/2-Terminal Block | SLT60-12VL-IA |

24V Class 2 Driver Part Numbers:

| Description | Part Number |
|--|------------------|
| 24V 6w Driver, 6' cable with 2+/2- Terminal Block | SLT6-350ILA |
| 24V 40w Driver, 6' cable with 2+/2- Terminal Block | SLD40-24VL-US-A |
| 24V 75w Driver, 6' cable with 2+/2- Terminal Block | SLT75-24VL-2A |
| 24V 96w Driver, 6' cable with 2+/2- Terminal Block | SLA96-24VC-UNI-A |

Junction Box Part Numbers:

| Description | Part Number |
|---|------------------|
| 25w Driver, 6" cable with Female Connector | MPI-LPV-25w-12v |
| 60w Driver, 6" cable with Female Connector | MPI-LPV-60w-12v |
| 25w Driver, 6" cable with Female Connector | MPI-LPF-25w-24v |
| 40w Driver, 6" cable with Female Connector | MPI-LPF-40w-24v |
| 100w Driver, 6" cable with Female Connector | MPI-PLN-100w-24v |